



# Employer Satisfaction Report

## Overview

Total No of Responses

**6**

Evaluation Average

**▲ 4.26**

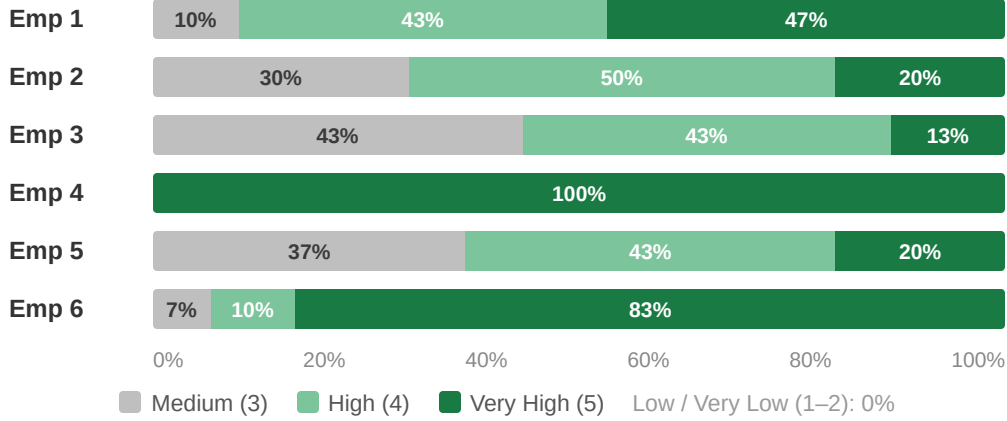
% Favorable (High + Very High)

**79%**

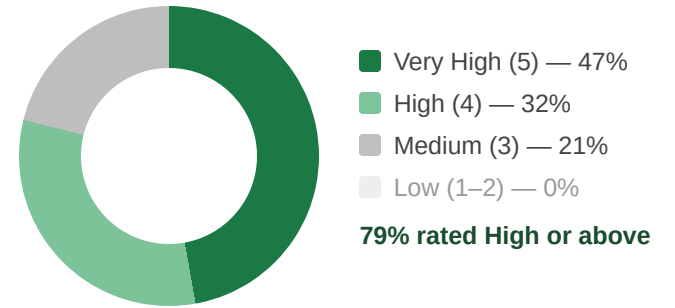
College  
**CEATS**

Survey / Year  
**Employer Form · 2024-2025**

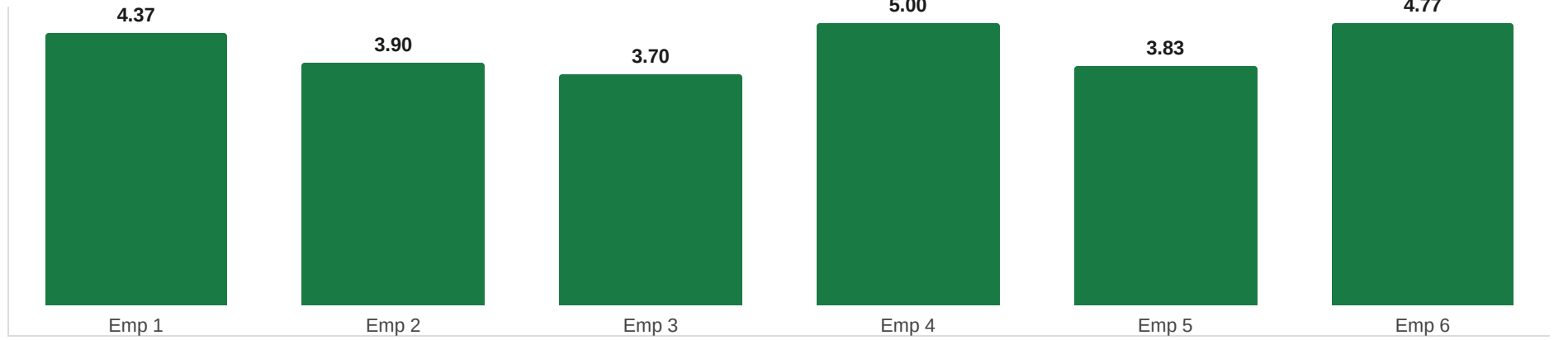
### Distribution of Response Count on Rating Scale



### Overall Rating Distribution



### Satisfaction Score by Respondent (1-5)



### Summary by Respondent — % Favorable & Score

Respondent	Ratings (n)	% Favorable (4-5)	Mean Score
Employer 1	30	90%	4.37
Employer 2	30	70%	3.90
Employer 3	30	57%	3.70
Employer 4	30	100%	5.00
Employer 5	30	63%	3.83
Employer 6	30	93%	4.77
<b>Total</b>	<b>180</b>	<b>79%</b>	<b>4.26</b>

Source: Employer Satisfaction Form (Form3S3Emp) · 6 employers · 30 practices each · 180 ratings · No ratings below "Medium". Item-level / category breakdown available once the 30 per-form ratings are entered.